

PS41 – Economical Miniature Pressure Switches

► 0.2 to 7 bar (3 to 100 psi) – formerly PS-E series

These miniature pressure switches are designed for demanding applications where space and/or price are strong concerns. The switches utilize a piston/diaphragm design, which incorporates the high proof pressure of piston technology with the sensitivity of diaphragm designs. Switches are field adjustable via an Allen head screw that is hidden to protect against unauthorized tampering.

Specifications

Operating Temperature	-40°C to +80°C (-40°F to +180°F)
Switch*	5 Amp at 12/24 Vdc and 125/250 Vac (optional 10 Amp or 1 Amp Gold Contacts)
Repeatability	±2% of Full Set Point Range @ 20°C (70°F)
Wetted Parts	
Diaphragm Material	Nitrile (optional EPDM and Viton®)
Fitting	Brass (optional 316 Stainless Steel)
Electrical Termination	DIN 43650A IP65; Terminals IP00; Flying Leads IP65; Option 20/20A IP67
Proof Pressure	25 bar (350 psi)
Approvals	CE, UL Approved units available
Weight, Approximate	0.14 kg (0.3 lbs.)

*Gold contacts (option G) may be required for less than 12Vdc and 20mA. Viton® is a registered trademark of Dupont.

How to Order

Use the **bold** characters from the chart below to construct a product code.

PS41 10 4MNB C H XX XXXX

PS41 Series _____

Pressure Range Code _____
Insert Pressure Range Code from table below

Pressure Fitting¹ _____

<i>Brass</i>	<i>316 Stainless Steel</i>
2MNB 1/8" NPTM	2MNS 1/8" NPTM
4MNB 1/4" NPTM	4MNS 1/4" NPTM
2MGB 1/8" BSPM	4MGS 1/4" BSPM
4MGB 1/4" BSPM	
4MSB 7/16"-20 SAE Male	
6MSB 9/16"-18 SAE Male	

Circuit _____
A SPST/NO2 **B** SPST/NC2 **C** SPDT

Electrical Termination _____

SP Spade Terminals **3 FLXX** Flying Leads⁴
FLSXX Flying Leads w/PVC Shrink Tubing⁴
ELXX 1/2" NPT Male Conduit w/Flying Leads⁵ **CABXX** 18 AWG PVC Cable⁶
H DIN 43650A Male Half Only **HR** Right Angle DIN 43650A Male Half Only
HC DIN 43650A 9mm Cable Clamp
HCR Right Angle DIN 43650A 9mm Cable Clamp
HN DIN 43650A with 1/2" Female NPT Conduit
HNR Right Angle DIN 43650A with 1/2" Female NPT Conduit
HM Micro (9.4mm Spacing) DIN Style Male Half Only

Options⁷ _____

V Viton Diaphragm **N** Neoprene Diaphragm **E** EPDM Diaphragm
10A 10A @ 125/250Vac Max. Rating
G Gold Contacts (for loads less than 12mA @ 12Vdc)
RD Reduced Differential (50% reduction typical) **IP** Ingress Protection⁸
OXY Oxygen Cleaned **WF** Weather Pack Connector, Female
WM Weather Pack Connector, Male **DE** Deutsch Connector, Male, DT04 Series

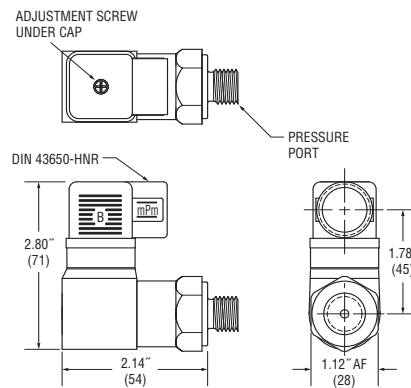
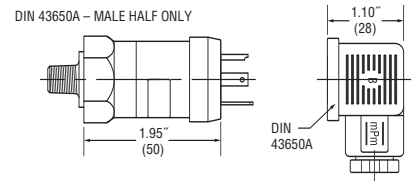
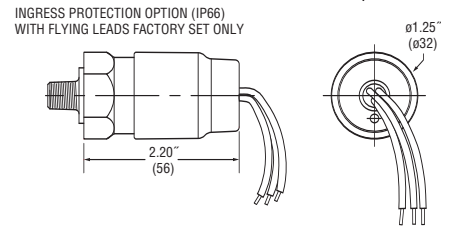
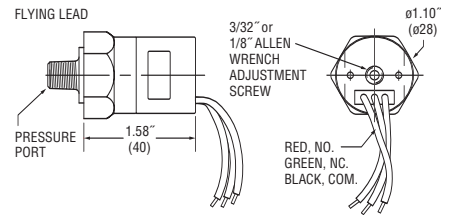
Fixed Set Point (optional) _____
A. Specify set point **FS** (in BAR or PSI, see example)⁸
B. Set Point Actuation
R on Rising Pressure **F** on Falling Pressure
 Example: **FS0.5BARF** for 0.5 BAR Falling or **FS5PSIR** for 5 PSI Rising

Notes:

- Other connectors available. Consult factory.
- Requires **FL**, **FLS** or **CAB** electrical termination. Ingress Protection requires Fixed Set Point **FS**.
- Requires **10A** or **G** option.
- 18" is standard. Specify lead length in inches (max. 48"). e.g. **FL18** or **FLS30**.
- 18" is standard. Specify cable length in inches (max. 48"). e.g. **EL18** or **EL30**.
- 36" is minimum. Specify cable length in inches. e.g. **CAB36** or **CAB120**.
- Options **10A**, **G** and **RD** cannot be combined.
- Set Point must be within Pressure Range selected in Step 1 above.



Dimensions



Pin 1	Common
Pin 2	Normally Closed
Pin 3	Normally Open

Pressure Range Table

Pressure Range Code	Pressure Range	Average Dead Band
10	0.21-0.5 bar (0.3-7 psi)	0.07-0.14 bar (1-2 psi)
20	0.35-2.1 bar (5-30 psi)	0.14-0.28 bar (2-4 psi)
30	1.7-6.9 bar (25-100 psi)	0.21-0.85 bar (3-12 psi)